



UPM
UNIVERSITI PUTRA MALAYSIA
BERILMU BERBAKTI

**SOARING
UPWARDS**
MALAYSIAN HIGHER EDUCATION



CSIT @ SUMMER
The CSiT_TEX | PROGRAMMES

2 - 16 AUGUST 2018

For Registration

Dr.Maslina Zolkepli
csit_tex@upm.edu.my

Organised by

Faculty of Computer Science and
Information Technology
Universiti Putra Malaysia
43400 UPM Serdang
Selangor Darul Ehsan

www.fsctm.upm.edu.my

AGRICULTURE • INNOVATION • LIFE


BERILMU BERBAKTI

INTRODUCTION

CSiT @ The CSiT_TEX Summer Program is a yearly computer science program run by the Faculty of Computer Science and Information Technology (CSiT), UPM. The programs are aimed at those with an interest in Python programming and Augmented Reality (AR) and will put emphasis on hands-on learning activities and interactive workshops.

The participant will have the opportunity to be in touch with professionals and specialist in the fields of Python programming and AR application. Each of the two immersive, hands-on summer programs offered has been designed by faculty with the goal of engaging, educating, and inspiring students who are curious about computer science and its impact. Learning about computer science and how to use computational thinking can help provide new opportunities for the students. Also, recreational activities are planned, including campus tours and socials to give participants a taste of university lives.

KEY FEATURES

 python™	
<ul style="list-style-type: none">• Full days of interactive learning• Learn how to build your own applications• Get insights from the current CS students	Duration: 4 Days (Tuesday – Friday: 9am – 4.30 pm) Location: Multimedia Studio, CSiT
• DAY1	<ul style="list-style-type: none">• Overview• Environment Setup• Basic Syntax• Variable Types
• DAY2	<ul style="list-style-type: none">• Basic Operators• Decision Making• Loop
• DAY3	<ul style="list-style-type: none">• String• List• Tuples• Dictionary
• DAY4	<ul style="list-style-type: none">• Functions• Files I/O• Regular Expressions• Tools/Utilities

1. TAMPERING WITH PYTHON PROGRAMMING


About the Programme

This 4-days commuter program is ideal for students who are curious about exploring the basics of Python programming and are looking for the next step. Through engaging lectures and hands-on activities, students will be introduced to fundamental principles of Python programming. Students learn how to analyse, design and implement an application.



Variables

Dictionary
List



Set Strings

Numbers
Tuple




```
def function_name(argument)
# function body
```



KEY FEATURES

Half day campus tour or cycling/hiking activity, and Shopping activity.	Duration: 2 Days (Saturday and Sunday) Location: Parks and Attraction places surrounding the UPM
<ul style="list-style-type: none"> DAY1 	<ul style="list-style-type: none"> Campus Tour Hiking at Bukit Wawasan Puchong/Bukit Melati Nilai
<ul style="list-style-type: none"> DAY2 	<ul style="list-style-type: none"> Cycling at Taman Botani Putrajaya <ul style="list-style-type: none"> Exploration of tropical forest atmosphere.

KEY FEATURES

	
<ul style="list-style-type: none"> Full days of interactive learning Create a basic VR experience Use various equipment and be able to run excellent VR Demo's 	Duration: 4 Days (Monday – Thursday: 9am – 4pm) Location: Location: Multimedia Studio, CSiT
<ul style="list-style-type: none"> DAY1 	<ul style="list-style-type: none"> Basic AR Examples of AR technologies Software Needed <ul style="list-style-type: none"> Installation – Unity, Vuforia, Blender Creating account & how to use tutorial
<ul style="list-style-type: none"> DAY2 	<ul style="list-style-type: none"> AR Demonstration <ul style="list-style-type: none"> Create a simple AR tutorial Convert to APK Design and create an AR apps <ul style="list-style-type: none"> Type of AR app design to create 3D models Marker
<ul style="list-style-type: none"> DAY3 	<ul style="list-style-type: none"> Using Blender (Blender Tutorial) <ul style="list-style-type: none"> Blender tutorial Create own models Interface for the application <ul style="list-style-type: none"> Buttons to change scene Buttons to exit the application
<ul style="list-style-type: none"> DAY4 	<ul style="list-style-type: none"> Import to Unity Adding background sound How to set Video as AR How to set Text as AR Completing full apps <ul style="list-style-type: none"> Converting to APK

2. RECREATIONAL ACTIVITIES

About the Program

This 2-days recreational activities are done for the enjoyment, amusement, and pleasure for the CSiT @ The CSiT_TEX Summer Program participants.



3. TAMPERING WITH AUGMENTED REALITY

About the Program

This 4-days program, you will learn the foundation of computer vision and Augmented Reality (AR), and walk out with practical experience that you can immediately implement and use on your next augmented reality project or career. You'll learn how augmented reality systems, in tangent with their areas of application, form a new foundation for design opportunities.

Step into your own AR now at an exciting time of inception to **change the world** in transforming the way we all experience it in the future!



FEES

USD1,800.00 per person

USD1,500.00 early bird

(including accommodation,
transportation and food)

THIS PROGRAMME ORGANIZED BY

Faculty of Computer Science and

Information Technology

Universiti Putra Malaysia

43400 UPM Serdang

Selangor Darul Ehsan

REGISTRATION DEADLINE

1st July 2018

www.fsktm.edu.my

www.upm.edu.my

REGISTRATION

Dr. Maslina Zolkepli

csit_tex@upm.edu.my

Disclaimer:

- Participant are advised to have health/medical insurance attained in advance before arrival in Malaysia.
- Participant are advised to have good health condition and do not bear any contagious disease such as Typhoid, Tuberculosis and Malaria.
- Some activities in this programme will be held outdoor and good health is needed.
- Participant from Sri Lanka, Bangladesh and India are advised to do health screening at home country in advance before arrival.
- UPM does not bear additional activities expenses for participant outside the programme.

